

1.4 Installation

1.4.1 Install the block heater

Procedure

1. Park the machine on a solid, level surface.
2. Apply the park brake, stop the engine, and take the key with you.
3. Make sure that the engine is cool.
4. Drain the cooling system.
5. Remove the plug (1) from the side of the cylinder block.

NOTE:

For tractors up to serial number MEA8FF29YH1138234 install adapter 4326080M1 into the port on the side of the cylinder block. For tractors after serial number MEA8FF29YH1138234 skip to step 6.




Fig. 1

6. Install the heating element (1) into the port on the side of the cylinder block.
7. Fill the cooling system.
Make sure that the heating element is fully in the coolant.




Fig. 2

8. Connect the female connector (1) on the extension harness to the heating element.
9. When it is necessary to increase the temperature of the cylinder block, connect the male connector (2) to a power source.
10. When the machine engine is started, remove the extension harness from the power source.




Fig. 3

